

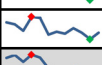



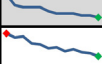
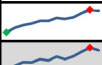

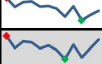




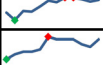
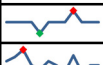
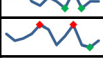

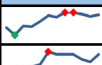
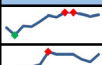

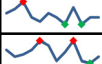




Aktiv og passiv forsørgelse 2023

Kilde:Kontanthjælpsrapport	Jan	Feb	Mar	Apr	Maj	Jun	Jul	Aug	Sep	Okt	Nov	Dec		Gennemsnit
561.002 - Integrationsydelse til udlændinge *	101	111	99	104	97	84	73	72	81	74	64	71		86
561.003 - Integrationsydelse til andre	66	64	57	72	71	53	56	54	60	55	48	55		59
	167	175	156	176	168	137	129	126	141	129	112	126		86
573.007 - Kontanthjælp	217	223	209	199	228	210	194	189	190	196	193	213		205
573.008 - Uddannelseshjælp	229	246	244	243	249	259	258	267	273	263	277	281		257
	446	469	453	442	477	469	452	456	463	459	470	494		463
580.014 - Revalideringsydelse	13	8	7	7	7	5	4	4	4	3	3	2		6
	13	8	7	7	7	5	4	4	4	3	3	2		6
581.111 - Fleksløntilskud 65% refusion	291	287	288	281	280	276	277	273	275	272	271	268		278
581.116 - Fleksløntilskud ref. trappemodell	829	846	855	861	871	871	881	878	884	899	911	907		874
	1120	1133	1143	1142	1151	1147	1158	1151	1159	1171	1182	1175		1153
582.103 - Ressourceforløb	140	135	139	134	133	139	135	135	142	151	158	169		143
582.104 - Ressourceforløb under jobafklaring	355	328	342	344	329	331	323	299	330	288	304	316		324
	495	463	481	478	462	470	458	434	472	439	462	485		467
583.001 - Ledighedsydelse	185	184	192	186	184	176	197	182	179	183	195	194		186
	185	184	192	186	184	176	197	182	179	183	195	194		186
Personer i alt	2426	2432	2432	2431	2449	2404	2398	2353	2418	2384	2424	2476		2360

* Ydelsen omfattet af integrationsprogrammet

Kilde: FASIT, KY og Opus	Jan	Feb	Mar	Apr	Maj	Jun	Jul	Aug	Sep	Okt	Nov	Dec		Gennemsnit
Fleksjob borgere <small>Fasit</small>	1343	1330	1346	1345	1354	1364	1361	1369	1369	1366	1362	1365		1356
Skånejob <small>Fasit</small>	62	64	65	65	66	71	70	70	70	68	67	70		67
Seniorjob <small>Opus</small>	3	3	3	3	2	3	3	3	4	3	3	3		3
Nye på førtidspension	17	20	25	14	11	17	14	9	21	9	14	14		15
Nye på seniorpension	9	6	7	9	13	11	4	8	13	4	3	6		8

Aktiv og passiv forsørgelse 2023

Kilde:Kontanthjælpsrapport	Jan	Feb	Mar	Apr	Maj	Jun	Jul	Aug	Sep	Okt	Nov	Dec	Gennemsnit
561.002 - Integrationsydelse til udlændinge *	694.972	753.965	764.521	760.413	617.068	550.665	494.928	483.368	514.996	487.905	446.891	516.693	590.532
561.003 - Integrationsydelse til andre	488.026	489.507	459.732	552.633	490.931	389.002	428.430	453.781	486.143	467.163	291.163	458.792	454.608
	1.182.998	1.243.471	1.224.253	1.313.046	1.107.999	939.667	923.358	937.149	1.001.139	955.068	738.054	975.485	1.045.140
573.007 - Kontanthjælp	2.730.045	2.909.883	2.687.313	2.570.128	2.803.665	2.735.141	2.489.563	2.331.089	2.514.012	2.472.627	2.498.026	2.727.384	2.622.406
573.008 - Uddannelseshjælp	1.794.164	1.814.914	1.909.099	1.751.683	1.963.367	1.985.559	2.021.317	2.034.077	2.068.467	1.963.435	2.100.774	2.063.510	1.955.864
	4.524.209	4.724.797	4.596.412	4.321.811	4.767.032	4.720.700	4.510.879	4.365.165	4.582.479	4.436.061	4.598.799	4.790.894	4.578.270
580.014 - Revalideringsydelse	172.042	92.384	94.840	96.989	95.859	95.818	57.990	58.547	64.642	59.190	46.029	39.449	81.148
	172.042	92.384	94.840	96.989	95.859	95.818	57.990	58.547	64.642	59.190	46.029	39.449	81.148
581.111 - Fleksløntilskud 65% refusion	4.722.159	4.714.799	4.700.182	4.639.216	4.524.433	4.487.686	5.962.515	4.440.183	4.568.467	4.350.985	4.430.780	4.382.976	4.660.365
581.116 - Fleksløntilskud ref. trappemodel	13.562.491	14.326.989	14.387.601	14.401.931	14.438.337	14.457.675	13.039.322	14.447.114	14.885.952	14.897.950	15.222.846	14.926.097	14.416.192
	18.284.650	19.041.788	19.087.783	19.041.146	18.962.770	18.945.361	19.001.837	18.887.297	19.454.419	19.248.935	19.653.626	19.309.073	19.076.557
582.103 - Ressourceforløb	1.875.756	1.830.221	1.833.382	1.849.332	1.822.349	1.888.895	1.845.641	1.894.214	1.856.600	2.027.179	2.109.523	2.267.833	1.925.077
582.104 - Ressourceforløb under jobafklaring	4.407.207	4.300.046	4.513.520	4.603.208	4.200.009	3.818.252	3.955.875	3.876.353	4.313.561	3.595.809	3.923.214	4.152.901	4.138.329
	6.282.963	6.130.266	6.346.902	6.452.540	6.022.359	5.707.147	5.801.516	5.770.567	6.170.160	5.622.987	6.032.737	6.420.734	6.063.406
583.001 - Ledighedsydelse	2.883.827	2.982.945	2.940.068	2.873.975	2.899.467	2.725.548	2.851.971	2.712.920	2.725.898	2.779.197	3.064.193	3.013.687	2.871.141
	2.883.827	2.982.945	2.940.068	2.873.975	2.899.467	2.725.548	2.851.971	2.712.920	2.725.898	2.779.197	3.064.193	3.013.687	2.871.141
Beløb i alt	33.330.689	34.215.652	34.290.258	34.099.506	33.855.486	33.134.241	33.147.550	32.731.644	33.998.738	33.101.438	34.133.439	34.549.322	33.715.664

* Ydelsen omfattet af integrationsprogrammet